



International Federation
of Red Cross and Red Crescent Societies



Building safer and more resilient communities

Chief Executive Seminar – CEO
TFEP - APEC
Lima, August 14, 2008

Dr. Juan Cueva, Member of the
Governing Board, IFRC
Mr. Giorgio Ferrario, Regional
Representative for South America,
IFRC



Ten's, hundred's of Red Cross or Red Crescent offices in each country that need to increase their capacities and get closer to the communities.

**185
National Societies**

Federation Secretariat

Increase work with the communities and coordination work with local and national authorities.

- 1 HQ in Geneva
- 7 Zone Offices (1 in America, 3 in Africa, 1 in Europe, 1 en Asia, 1 en Mid West y Northern Africa).
- Regional Representation Offices
- Country Offices
- 3 DM Units (Panamá, Kuala Lumpur and Dubai).



Our vision:

We strive, through voluntary action, for a world of empowered communities, better able to address human suffering and crises with hope, respect for dignity and a concern for equity

Our mission:

To improve the lives of vulnerable people by mobilizing the power of humanity





Strategic framework

Global

Development Millenium Goals

Hyogo Framework for Action
2005-2015

2010 Strategy

Federation Global Agenda

Global Alliance for
Disaster Risk Reduction

Regional

CAPRADE Strategy EAPAD

XVIII Inter-American Plan
2007 -2011

Community Risk Reduction Strategy

Local Nacional

Policies and national strategies

National Strateguc and Programmatic
Plans

POL

POL

POL

POL





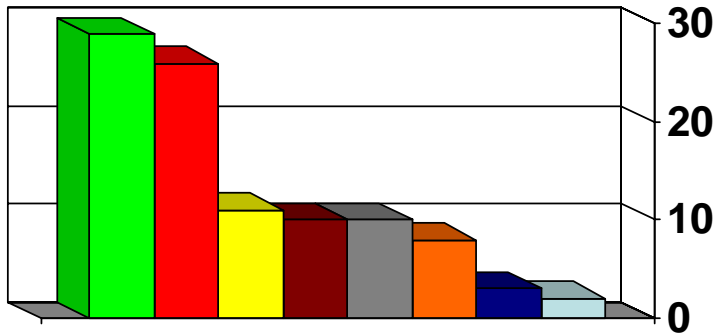
A global agenda

- Reduce the number of deaths, injuries and impact from disasters.
- Reduce the number of deaths, illnesses and impact from diseases and public health emergencies.
- Increase local community, civil society and Red Cross Red Crescent capacity to address the most urgent situations of vulnerability.
- Promote respect for diversity and human dignity, and reduce intolerance, discrimination and social exclusion.



Figures and trends

Trends affecting human vulnerability

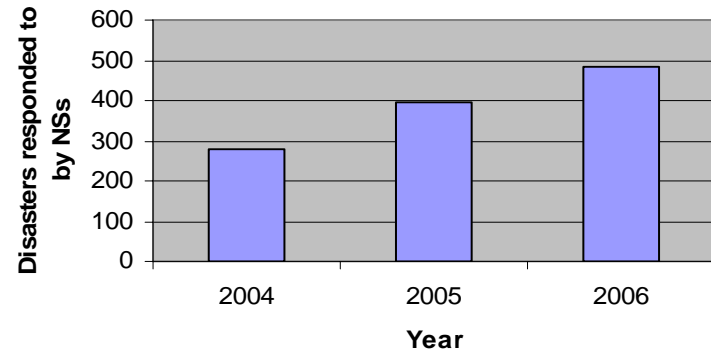


- Climate Change
- Violent conflict (inter and intra-state)
- Disease
- Migration
- Urbanisation
- Natural disasters
- Population growth
- Militarisation/privatisation of aid

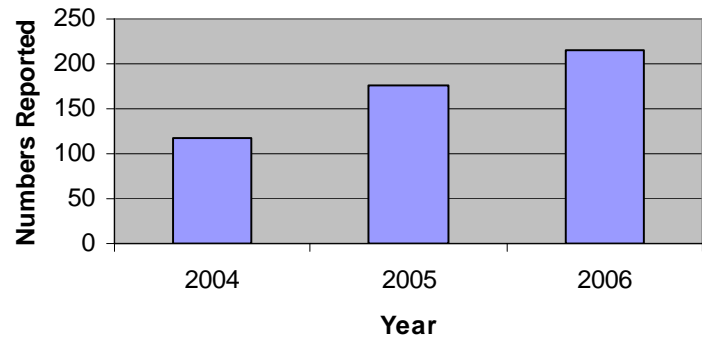
Source: Humanitarian Futures Programme, Survey, 2007

Disaster trends reflect these vulnerabilities

The number of disasters is increasing



Hydro and Meteorological Disasters are increasing

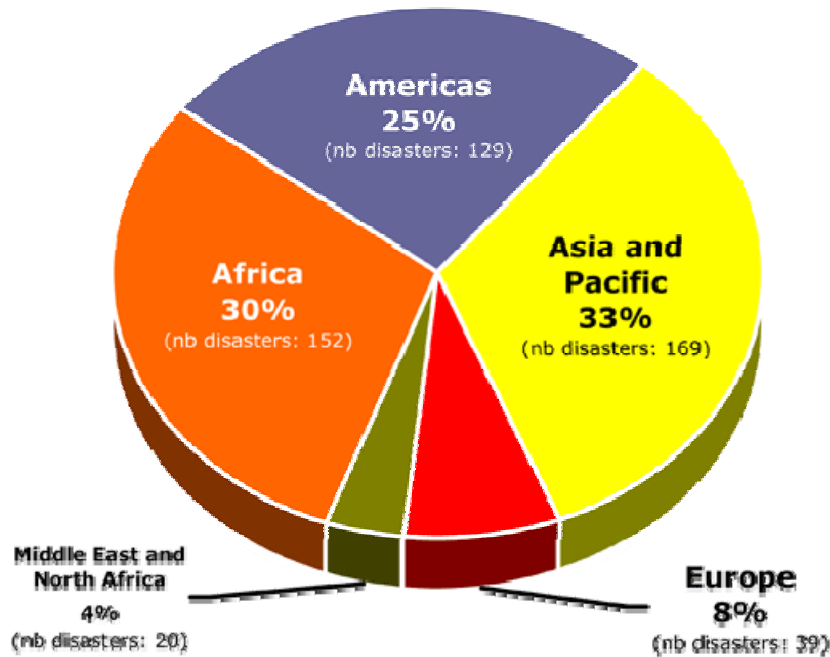


Source: IFRC Operations Support Department, 2007

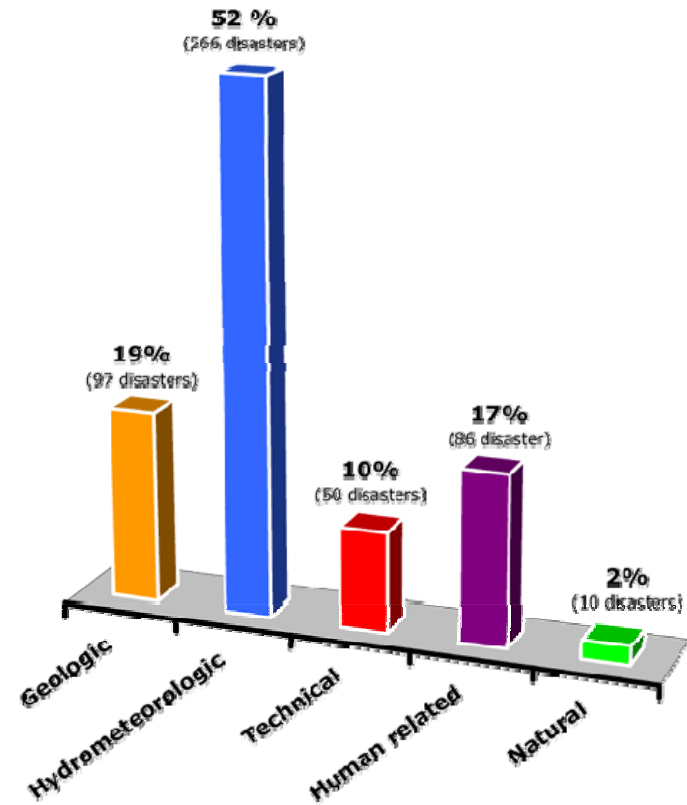


Figures and trends

Red Cross/Red Crescent emergency responses in 2007 by region



Red Cross/Red Crescent emergency responses in 2007 by type of disaster





Figures and trends

Asia Pacific context

- The Asia Pacific region the most disaster-prone region on earth accounting for over sixty percent of the world's disasters
- Natural disasters in Asia Pacific take thousands of lives per year while leaving millions of others homeless and without a source of income feeding into a vicious cycle of poverty.
- Red Cross/Red Crescent Societies in Asia Pacific, working year round on wide range of DM activities ranging from community based disaster preparedness projects in remote villages to mobilising large scale international emergency response operations.

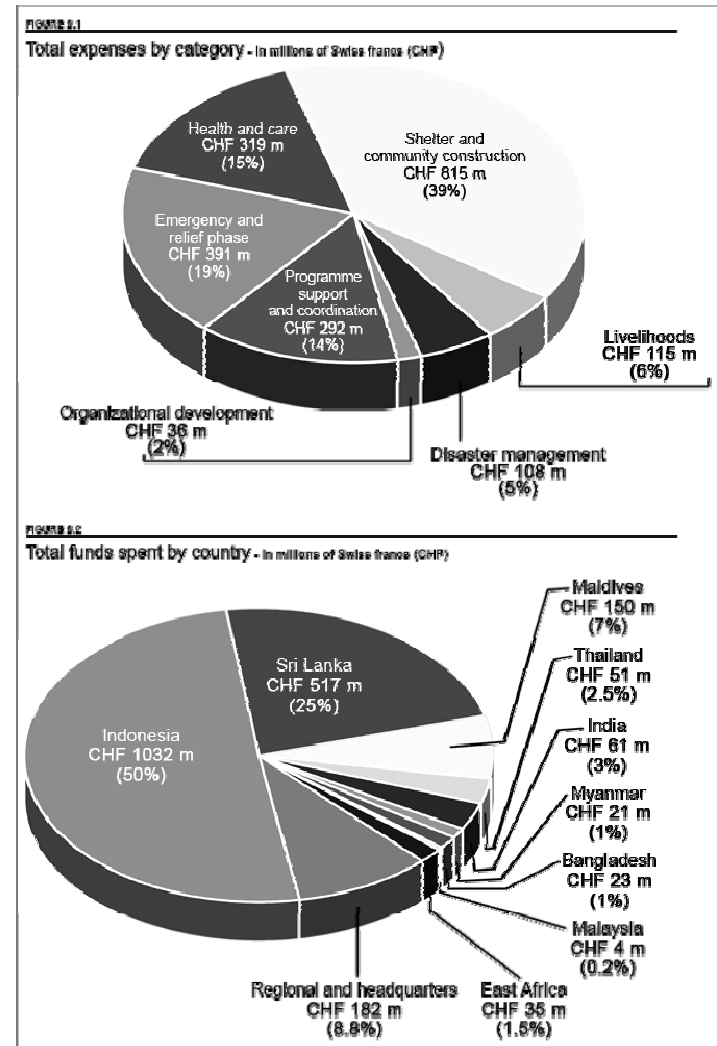




Tsunami operation

- **At least 226,000 people died**
- During the emergency phase of the operation, the **Red Cross Red Crescent reached about 1.7 million people**, distributing clean water, basic health care, food, and emergency shelter.
- **30,000 volunteers** and hundreds of international staff from over 40 national Red Cross and Red Crescent Societies have been involved in the operation.
- Approximately **3.076 billion Swiss francs** were donated to Red Cross Red Crescent tsunami appeals

Figures and trends



Figures and trends

- Over 300 million people affected by disasters in the world every year and the number is likely to increase due to climate change.
- Today eight out of the world's ten most populous cities are prone to earthquakes
- Global Warming will put hundreds of millions of people at increased risk from climate related hazards
- Being better prepared minimizes effects & is less costly than “waiting” for the response (*\$1 invested today in disaster risk reduction saves four to seven dollars in future cost of relief and rehabilitation*)



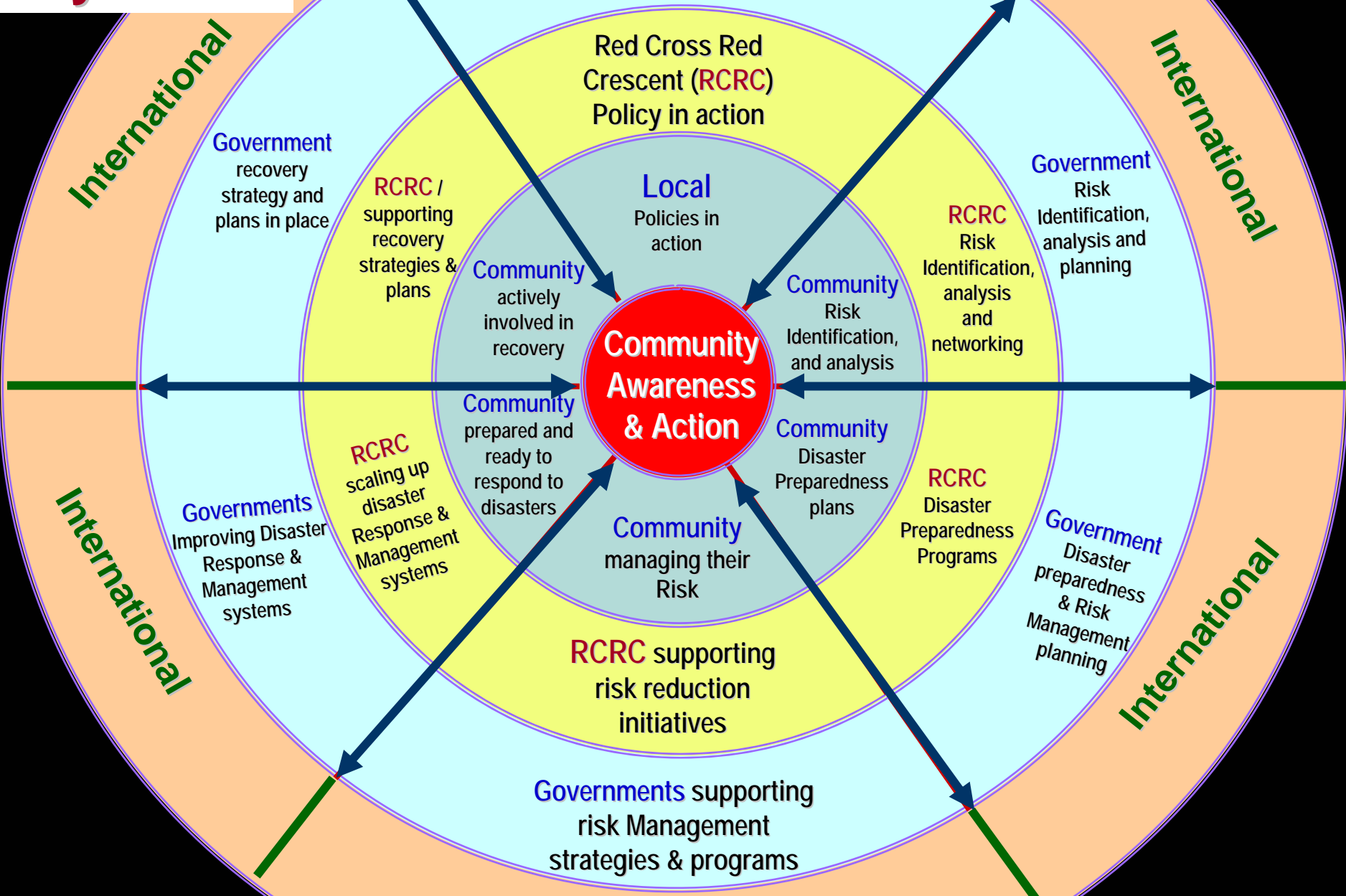


How we contribute to common goals?

Responding together to new trends and increased vulnerabilities strengthening local communities resilience capacities, considering that local communities are the most affected and the first line of response.

The Red Cross / Red Crescent contribution to disaster risk reduction activities starts with participatory planning and builds on community engagement and commitment to build safer and more resilient communities.

Cascading System:



Working together with communities

- Understand how communities work is key to understanding resilience and precondition for strengthening people's capacities to cope with and recover from disasters
- Use of that understanding to take decisions to mitigate, prepare for, respond to and recover from the impacts of a disaster in a way which leaves the communities less at risk than before
- Focused on human capacity to face, overcome, and even be strengthened by the adversities of life



Applying an integrated approach and addressing the root causes of vulnerability



- Health issues
- Drinking water
- Basic community infrastructure
- Education, public awareness & social development
- Basic means of livelihood



Establishing better linkages between Reduction, Relief and Recovery

**More efforts on analyzing
the range of future
hazards and risk.**



**More attention to restoring
people's livelihoods into
recovery.**



Promoting articulation, alliances and coordination at all levels

The Red Cross Red Crescent auxiliary role to the governments offers a unique opportunity to increase coordination with national and local authorities and communities.

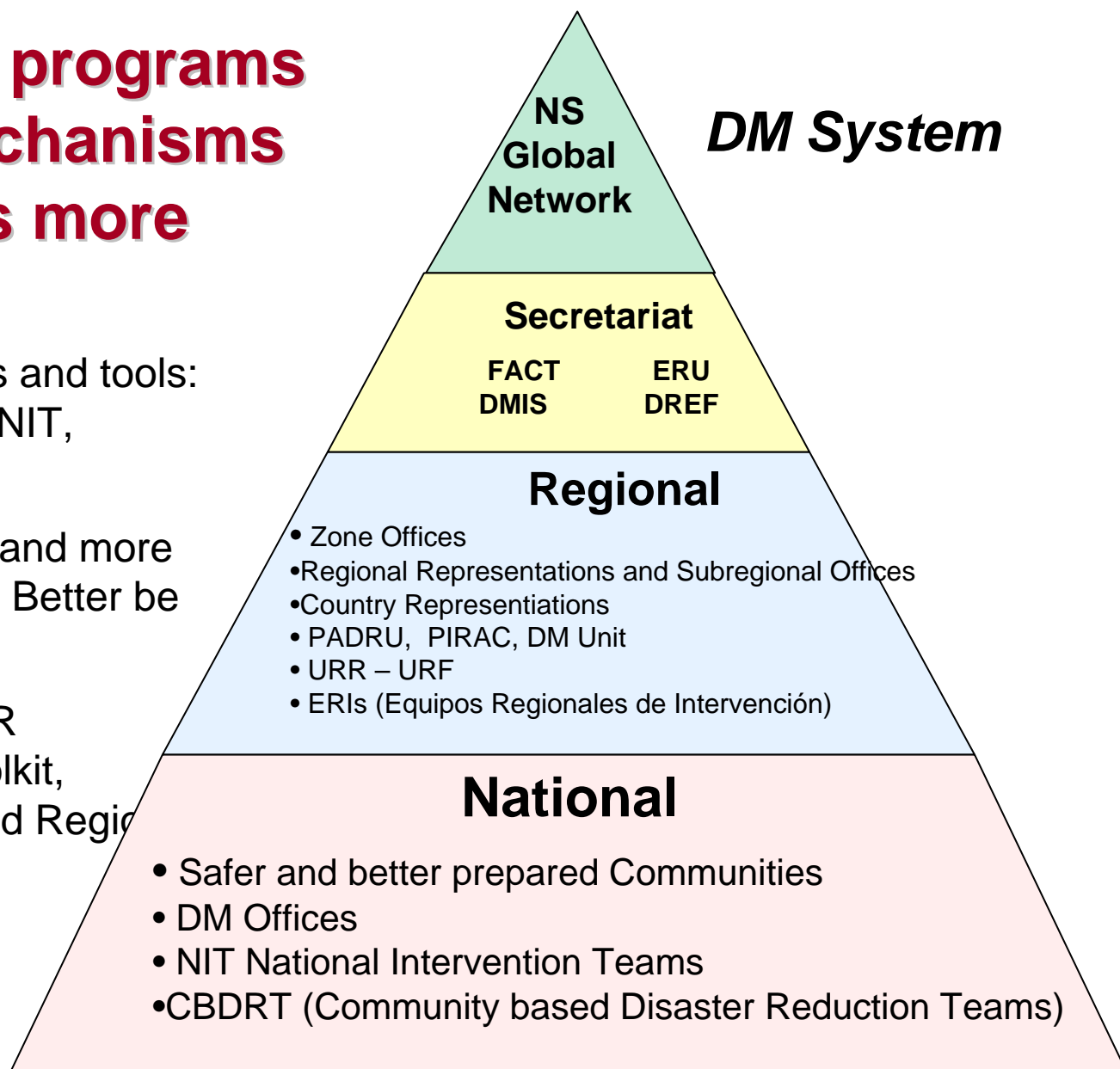
Our presence at all economies facilitates opportunities for increased cooperation among economies, as well as with multilateral and bilateral development partners, international financial organizations and other international and regional bodies, such as World Bank through ProVention Consortium and Global Facility for Disaster Reduction and Recovery, European Commission, DFID.

Implementing programs and using mechanisms and resources more efficiently

• Intervention mechanisms and tools:
DM Units, FACT, RDRT, NIT,
CBDRT, DREF, ERU

• CBDRR Program: Safer and more
resilient communities and Better be
Ready

• CBDRR Tools: DPP/DRR
indicators, DPP/DRR Toolkit,
DesAprender Platform and Regional
Reference Centers





RC/RC Movement contribution to the Strategy through:

1. Red Cross and Red Crescent National Societies Global Network
2. National Societies presence at local level
3. Volunteering power
4. DM experience as a Movement
5. Long term committment for reducing risks and contribute to development.
6. Policies and rules to work in disaster situations
7. Globally acknowledged emblem





The world-wide lessons from hurricanes; earthquakes; droughts, floods, volcano eruptions; population movement; food insecurity growing impact of climate change and several other neglected disasters are on the increase. Our challenge is work to **save more lives & livelihoods.**



Thank you –Gracias

Dr. Juan Cueva, Member of the Governing Board, IFRC
presidencia@cuzroja.org.ec

Mr. Giorgio Ferrario, Regional Representative for South America, IFRC
giorgio.ferrario@ifrc.org

